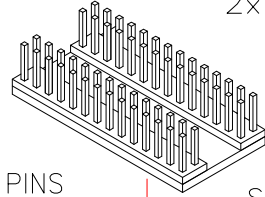


OPTIONAL
 .10" TRANSITION
 PCB ASSEMBLY

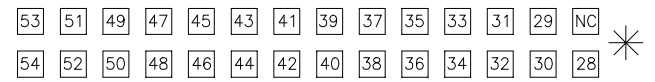
A

0.025" SQ. PINS
 2x14x.10" GRID

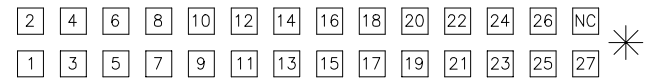


B
 0.025" SQ. PINS
 2x14x.10" GRID

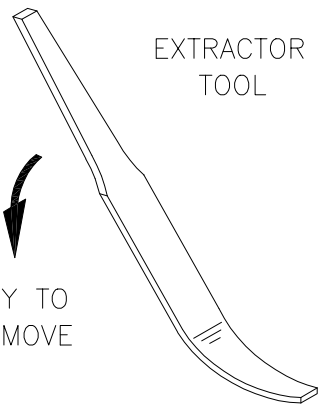
SOCKETS
 4x14x.05" GRID



PINOUT OF 2 X 14
 CONNECTOR "A"
 ON TRANSITION BOARD




PINOUT OF 2 X 14
 CONNECTOR "B"
 ON TRANSITION BOARD



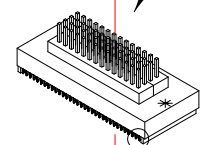
EXTRACTOR
 TOOL

PRY TO
 REMOVE

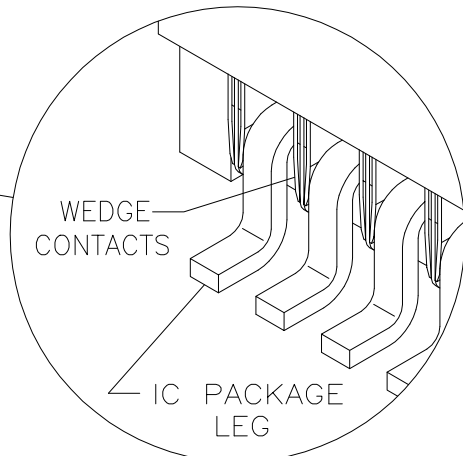


PINOUT OF 4 X 12 CONNECTOR
 TOP VIEW OF DELTA Probe™

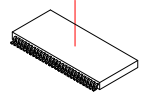
0.015" SQ. PINS
 4x12x.05" GRID



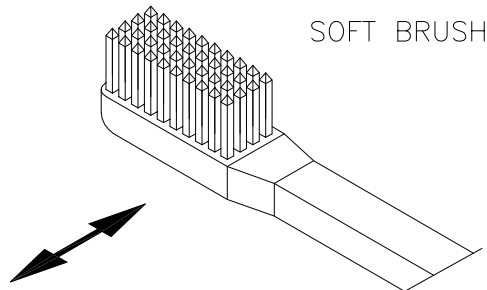
DELTA PROBE™



TSOP IC
 PACKAGE



SOFT BRUSH



54 PIN TSOP