

OPTIONAL

.10" TRANSITION
PCB ASSEMBLY

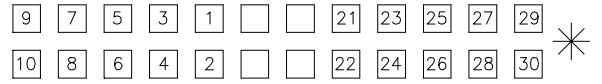
B

0.025" SQ. PINS
2x12x.10" GRID

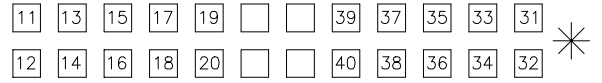
A

0.025" SQ. PINS
2x12x.10" GRID

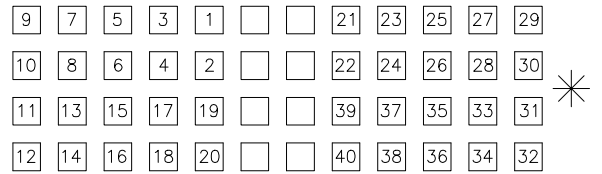
SOCKETS
4x12x.05" GRID



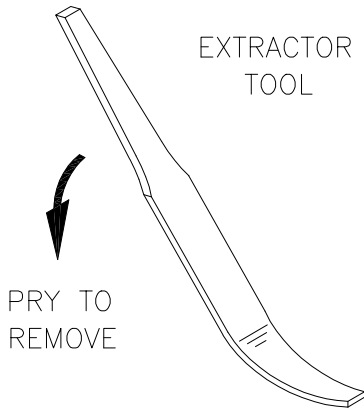
PINOUT OF 2 X 12
CONNECTOR "A"
ON TRANSITION BOARD



PINOUT OF 2 X 12
CONNECTOR "B"
ON TRANSITION BOARD



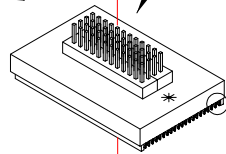
PINOUT OF 4 X 12 CONNECTOR
TOP VIEW OF DELTA Probe™



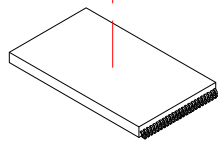
EXTRACTOR
TOOL

PRY TO
REMOVE

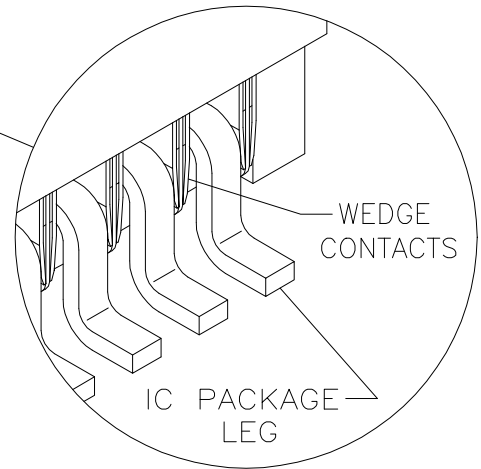
0.015" SQ. PINS
4x12x.05" GRID



DELTA PROBE™



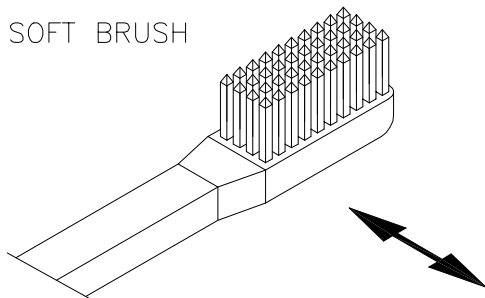
TSOP IC
PACKAGE



WEDGE
CONTACTS

IC PACKAGE
LEG

40 Pin TSOP



SOFT BRUSH